


Landesbank Hessen - Thuringen Public-Sector Covered Bonds

Covered Bonds / Germany

Contacts	Lenhard, Martin - +49 (69) 7073-0743 - Martin.Lenhard@moodys.com Grnac, Jan - +44 (0207) 772-1053 - Jan.Grnac@moodys.com	
Monitoring Client Service Desk	Monitor.CB@moodys.com London: +44 20 7772-5454, csdlondon@moodys.com	Click on the icon to download data into Excel & to see Glossary of terms used Click here to access the covered bond programme webpage on moodys.com

Reporting as of: 31/07/2015 All amounts in EUR (unless otherwise specified)

For information on how to read this report, see the latest
Moody's Global Covered Bond Monitoring Overview

Data as provided to Moody's Investors Service (note 1)

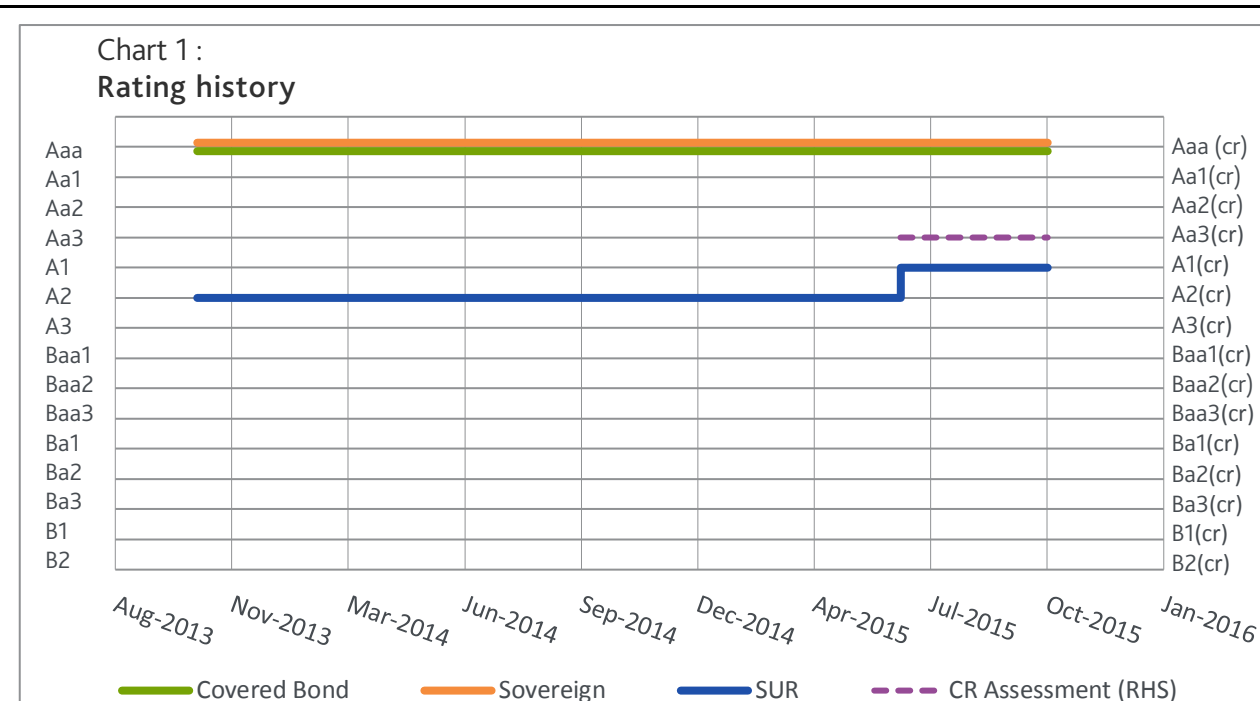
I. Programme Overview

Overview

Year of initial rating assignment:	1995
Total outstanding liabilities:	EUR 21,315,107,201
Total assets in the Cover Pool:	EUR 23,722,813,468
Issuer name / CR Assessment:	Landesbank Hessen-Thuringen GZ / Aa3(cr)
Group or parent name / CR Assessment:	n/a
Main collateral type:	Public Sector

Ratings

Covered bonds rating:	Aaa
Entity used in Moody's EL & TPI analysis:	Landesbank Hessen-Thuringen GZ
CB anchor:	CR Assessment + 1 notch
CR Assessment:	Aa3(cr)
Adjusted BCA:	baa1
SUR:	A1
Unsecured claim used for Moody's EL analysis:	Yes



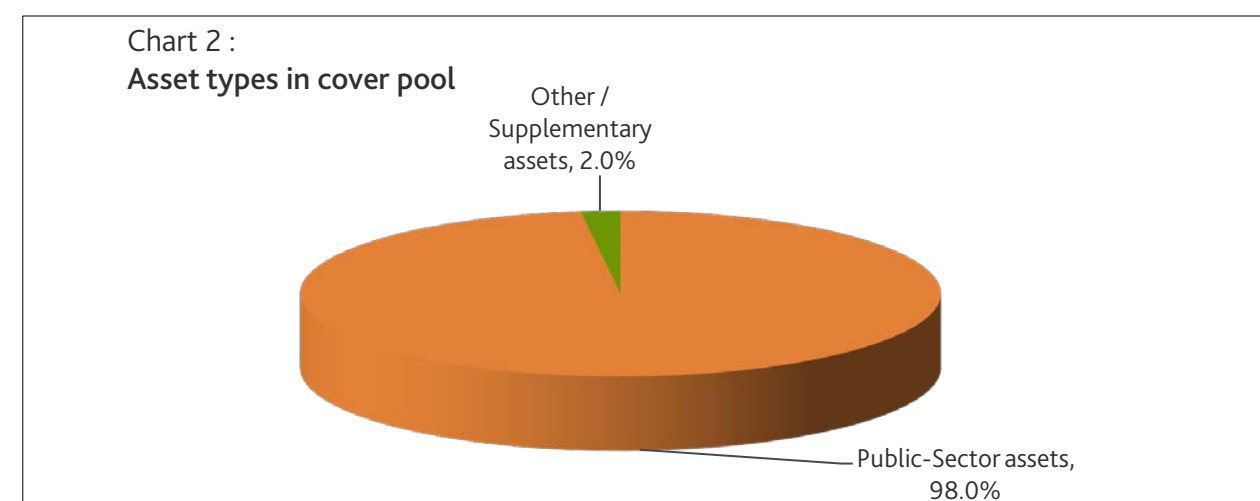
II. Value of the Cover Pool

Collateral quality

Collateral Score:	4.2%
Collateral Score excl. systemic risk:	n/a

Cover Pool losses

Collateral Risk (Collateral Score post-haircut):	2.3%	22%
Market Risk:	8.1%	78%
	10.4%	(100%)



III. Over-Collateralisation Levels

(notes 2 & 3)

Over-Collateralisation (OC) figures presented below include Eligible only collateral.
Over-collateralisation levels are provided on any of the following: nominal basis or unstressed NPV basis or on stressed NPV basis.
NPV stress test where stressed: Internal risk model

Current situation

Committed OC (Stressed NPV):	2.0%
Current OC (Unstressed NPV):	10.1%
OC consistent with current rating (note 4):	0.0%

Sensitivity scenario CB anchor

	OC consistent with current rating	
Scenario 1: CB anchor is lowered by	1 notch	2.5%

IV. Timely Payment Indicator & TPI Leeway

Timely Payment Indicator (TPI):	High
TPI Leeway:	5

Legal framework

Does a specific covered bond law apply for this programme:	Yes, Pfandbrief Act
Main country in which collateral is based:	Germany
Country in which issuer is based:	Germany

Timely payment

Refinancing period for principal payments of 6 months or greater:	No
Liquidity reserve to support timely payments on all issuances:	Yes *

* Please refer to section 4 of the Pfandbrief Act.

Extract from TPI table - CB anchor is CR Assessment + 1 notch

CR Assessment	High
Aaa(cr)	Aaa
Aa1(cr)	Aaa
Aa2(cr)	Aaa
Aa3(cr)	Aaa
A1(cr)	Aaa
A2(cr)	Aaa
A3(cr)	Aaa
Baa1(cr)	Aaa
Baa2(cr)	Aa1

(note 1) The data reported in this PO is based on information provided by the issuer and may include certain assumptions made by Moody's. Moody's accepts no responsibility for the information provided to it and, whilst it believes the assumptions it has made are reasonable, cannot guarantee that they are or will remain accurate. Although Moody's encourages all issuers to provide reporting data in a consistent manner, there may be differences in the way that certain data is categorised by issuers. The data reporting template (which Issuers are requested to use) is available on request.

(note 2) This assumes the Covered Bonds rating is not constrained by the TPI. Also to the extent rating assumptions change following a downgrade or an upgrade of the Issuer, the necessary OC stated here may also change. This is especially significant in the case of Issuers currently rated A2 or A3, as the necessary OC following a 1 notch downgrade may then be substantially higher than the amount suggested here as market risks are considered more critically by Moody's at this time. In any event, the necessary OC amounts stated here are subject to change at anytime at Moody's discretion.

(note 3) This is the minimum OC calculated to be consistent with the current rating under Moody's expected loss model. However, the level of OC consistent with a given rating level may differ from this amount where ratings are capped under the TPI framework and, for example, where committee discretion is applied.

(note 4) The OC consistent with the current rating is the minimum level of over-collateralisation which is necessary to support the covered bond rating at its current level on the basis of the pool as per the cut-off date. The sensitivity run is based on certain assumptions, including that the Covered Bonds rating is not constrained by the TPI. Further, this sensitivity run is a model output only and therefore a simplification as it does not take into account certain assumptions that may change as an issuer is downgraded, and as a result the actual OC number consistent with the current rating may be higher than shown. The OC required may also differ from the model output in situations when committee discretion is applied. In any event, the OC amounts stated here are subject to change at any time at Moody's discretion.

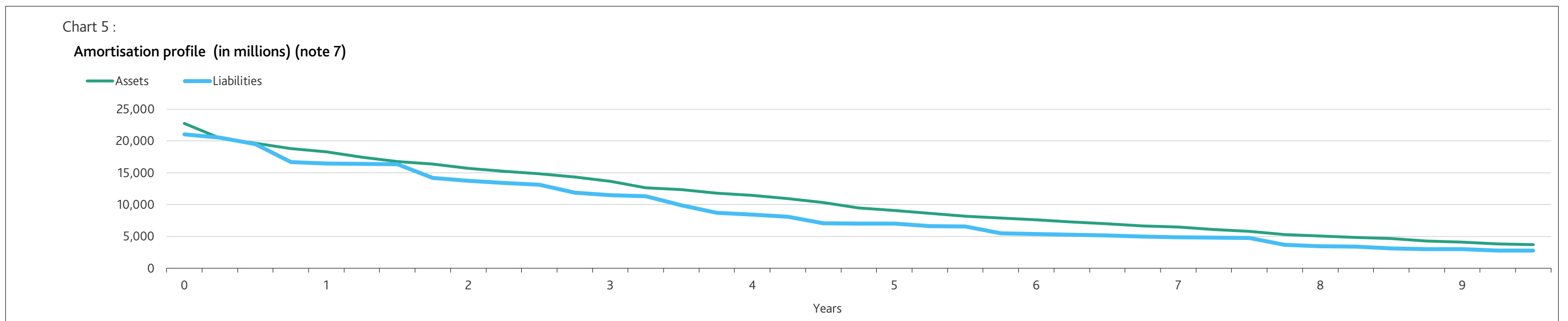
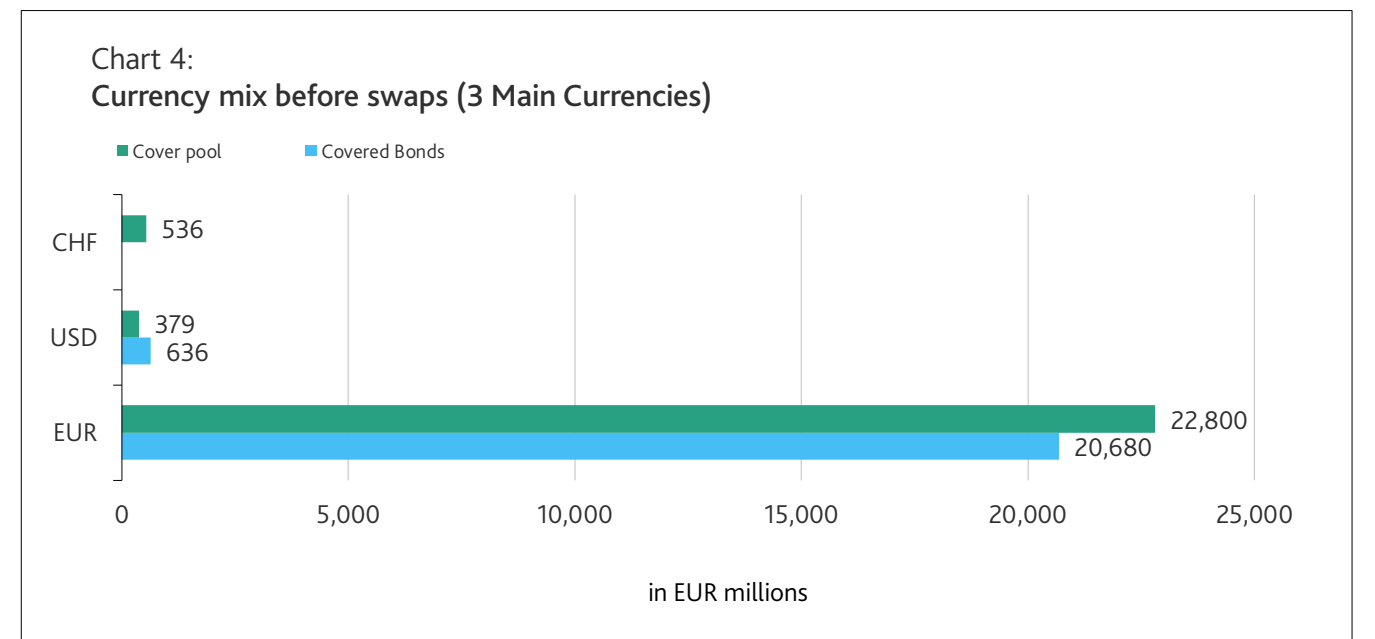
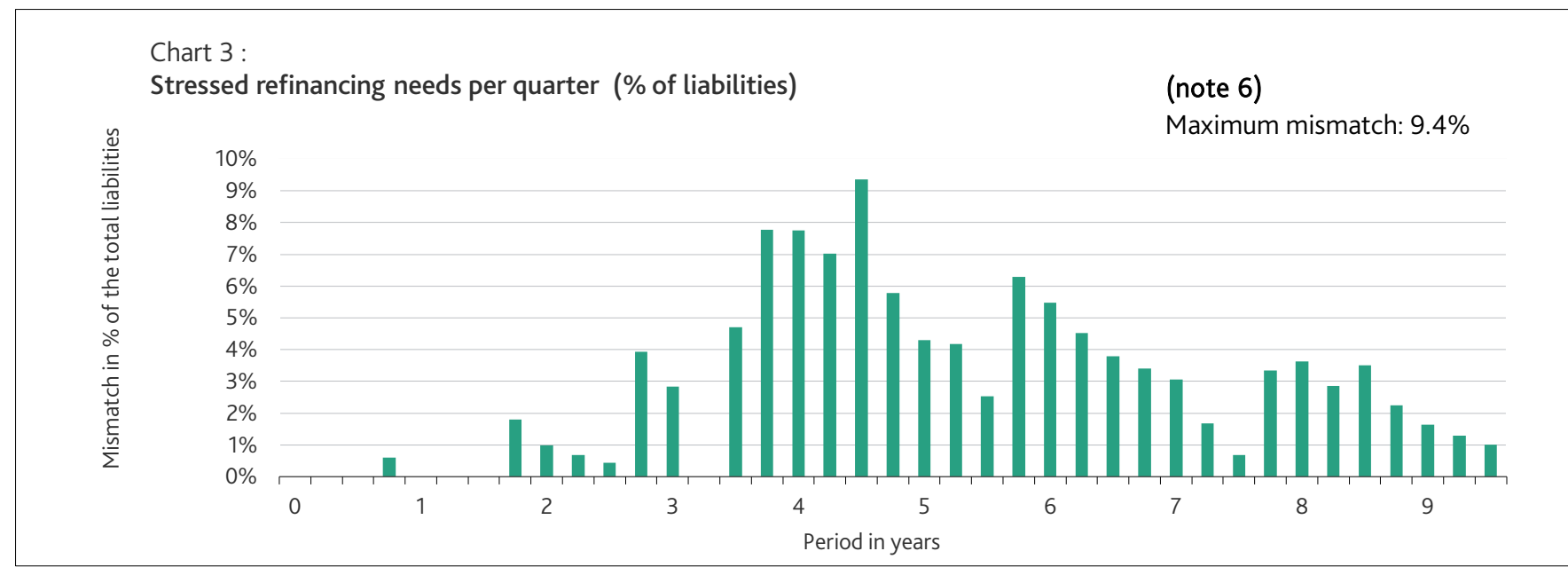
V. Asset Liability Profile

Interest Rate & Duration Mismatch (note 5)

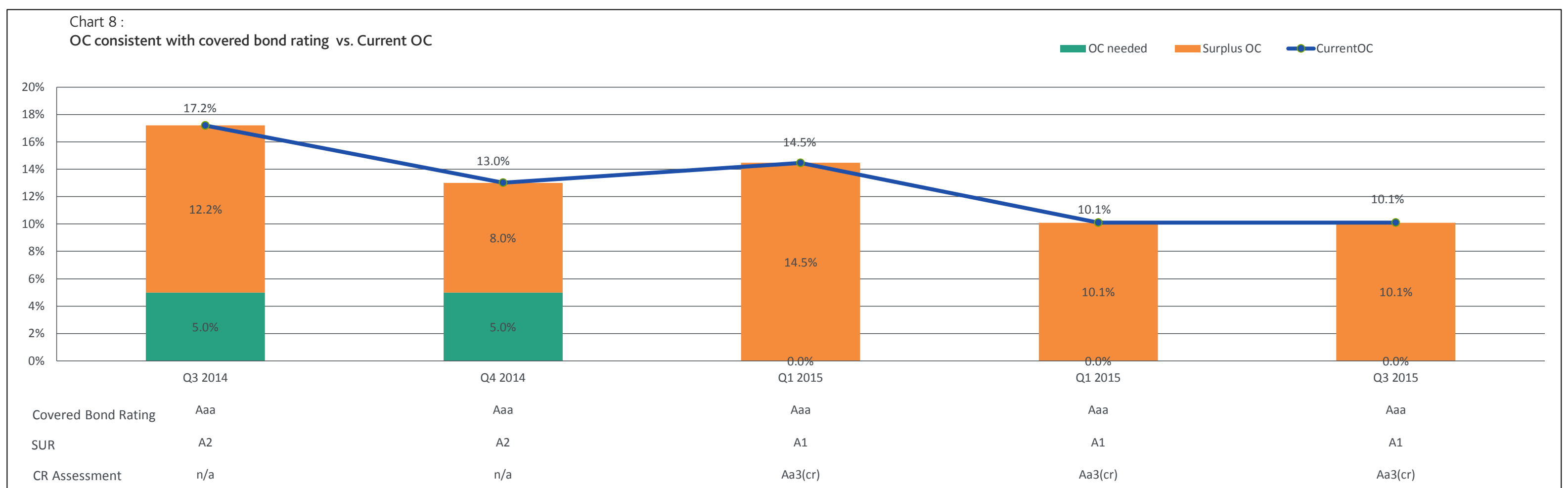
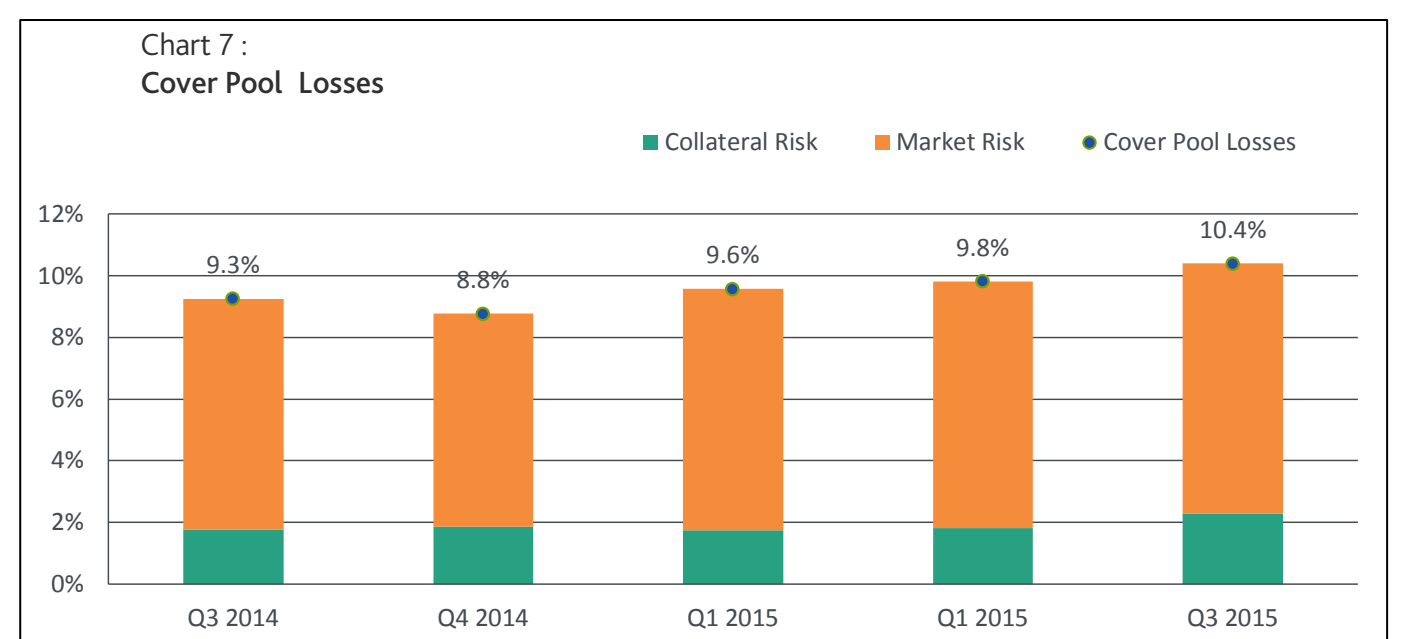
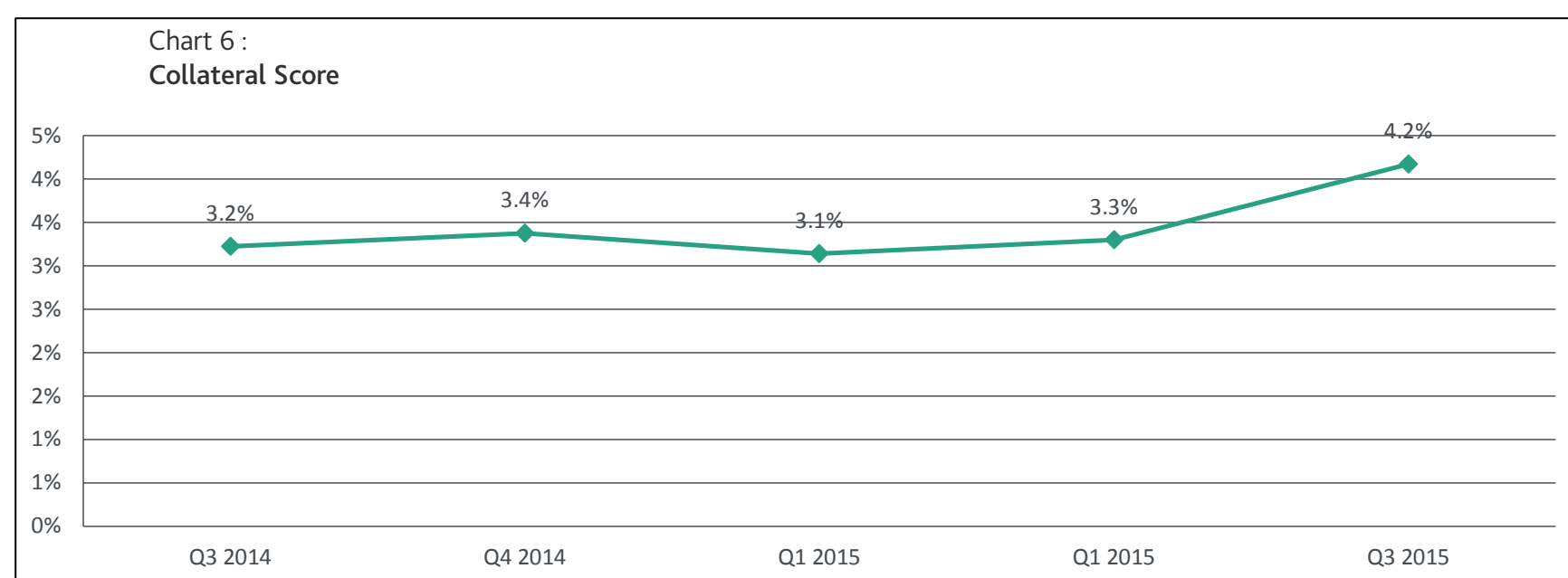
Fixed rate assets in the cover pool:	83.2%
Fixed rate covered bonds outstanding:	91.8%
WAL of outstanding covered bonds:	5.0 years
WAL of the cover pool:	5.2 years

Swap Arrangements

Interest rate swap(s) in the Cover Pool:	No
Intra-group interest rate swap(s) provider(s):	No
Currency swap(s) in the Cover Pool:	No
Intra-group currency swap(s) provider(s):	No



VI. Performance Evolution



This publication does not announce a credit rating action. For any credit ratings referenced in this publication, please see the ratings tab on the issuer/entity page on www.moodys.com for the most updated credit rating action information and rating history.

(note 5) This assumes no prepayment.

(note 6) Based on principal flows only. Assumptions include no prepayments, principal collections limited to the portion of assets that make up the amount of the liabilities plus committed OC, no further CB issuance and no further assets added to the cover pool.

(note 7) Assumptions include swaps in place in Cover Pool, no prepayment and no further CB issuance.

VII. Cover Pool Information - Public Sector Assets

Overview

Asset type:	Public Sector
Asset balance:	23,251,038,810
WA remaining Term (in months):	97
Number of borrowers:	6,416
Number of loans / bonds:	22,655
Exposure to the 10 largest borrowers:	15.5%
Average exposure to borrowers:	3,623,915

n/d: information not disclosed by Issuer

n/a: information not applicable

Specific Loan and Borrower characteristics

Repo eligible loans / bonds:	2.8%
Percentage of fixed rate loans / bonds:	82.9%
Percentage of bullet loans/ bonds:	29.6%
Loans / bonds in non-domestic currency:	3.7%

Performance

Loans / bonds in arrears (≥ 2months - < 6months):	0.0%
Loans / bonds in arrears (≥ 6months - < 12months):	0.0%
Loans / bonds in arrears (≥ 12months):	0.0%
Loans / bonds in a foreclosure procedure:	0.0%

	Germany	Spain	Ireland	Other	Totals
Direct claim against supranational	0.0%	0.0%	0.0%	0.0%	0.0%
Direct claim against sovereign	0.6%	0.0%	0.0%	0.0%	0.6%
Loan with guarantee of sovereign	0.0%	0.0%	1.9%	1.3%	3.3%
Direct claim against region/federal state	10.8%	0.0%	0.0%	1.1%	11.9%
Loan with guarantee of region/federal state	8.4%	0.0%	0.0%	0.0%	8.4%
Direct claim against municipality	63.6%	2.1%	0.0%	1.0%	66.8%
Loan with guarantee of municipality	8.6%	0.2%	0.0%	0.0%	8.8%
Others	0.3%	0.0%	0.0%	0.0%	0.3%
	92.4%	2.3%	1.9%	3.4%	

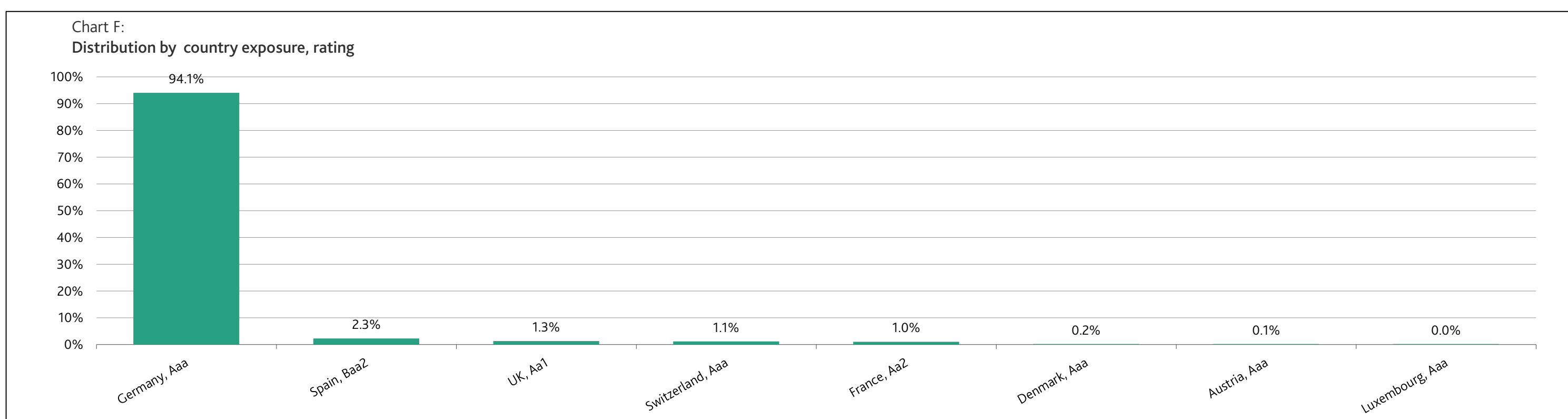
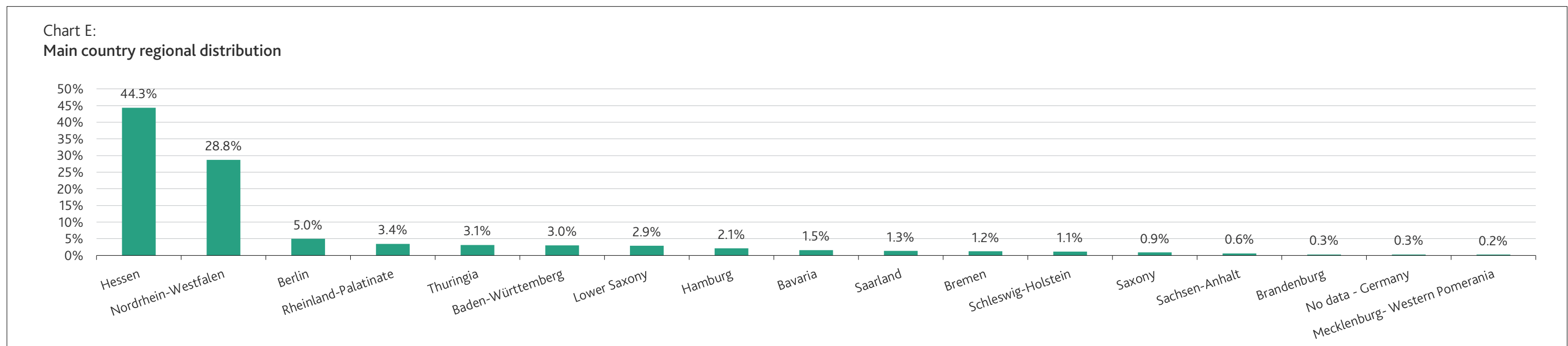
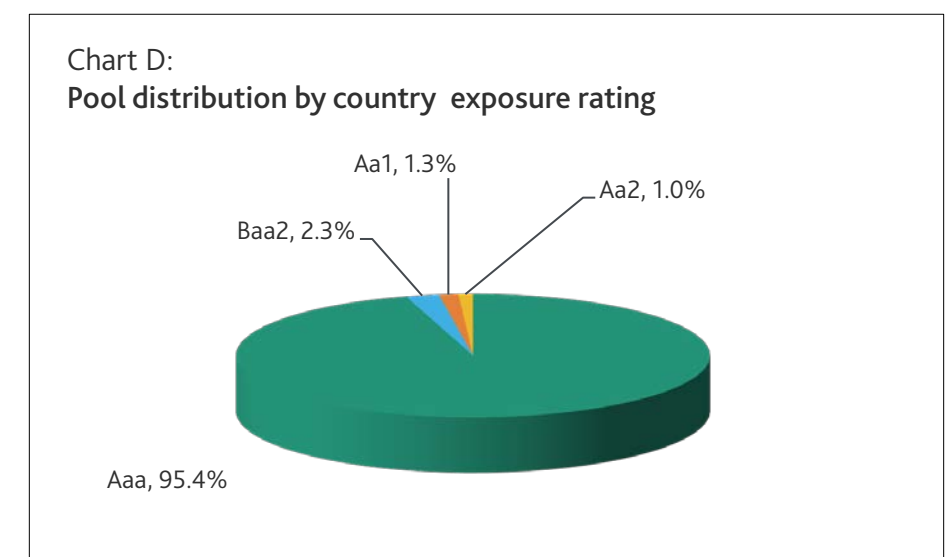
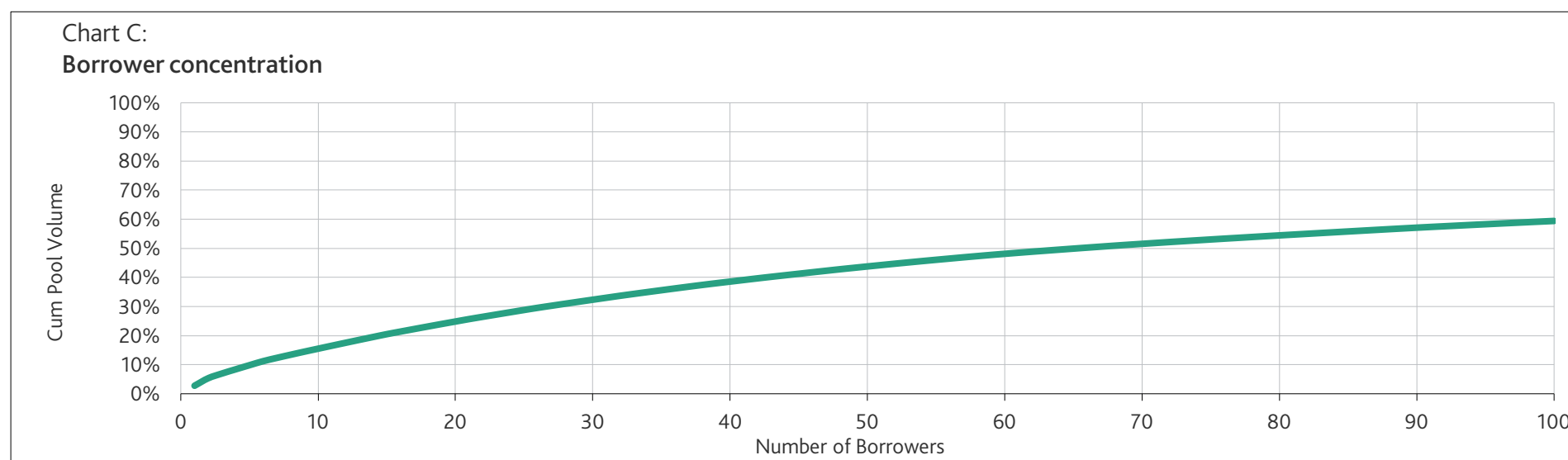
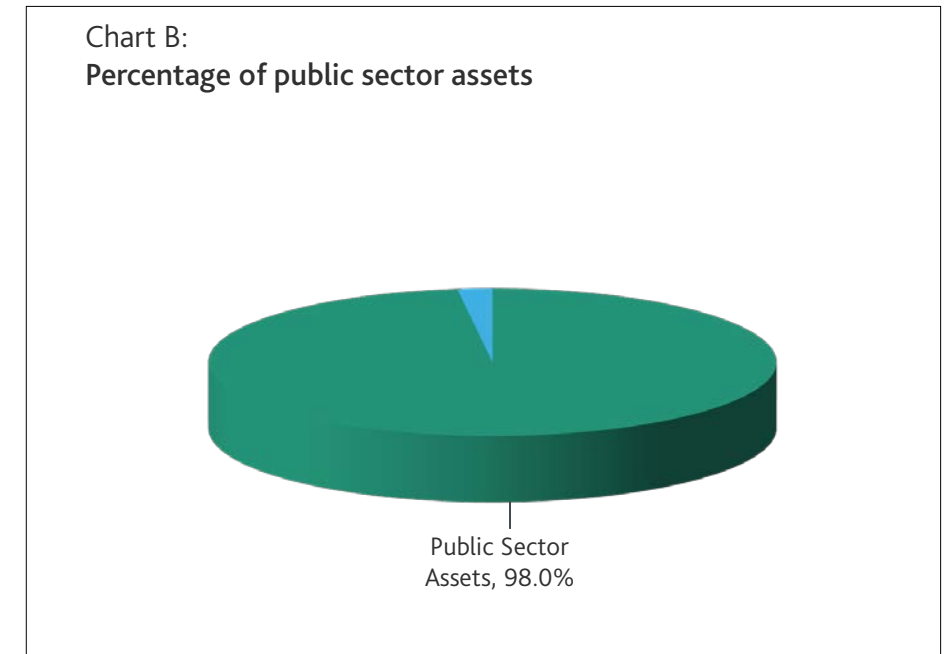


Table A and Chart C are based on debtor data. Charts D, E and F are based on guarantor data or, on unavailability of such information, on debtor data, as reported by the issuer.

VIII. Cover Pool Information - Supplementary Assets

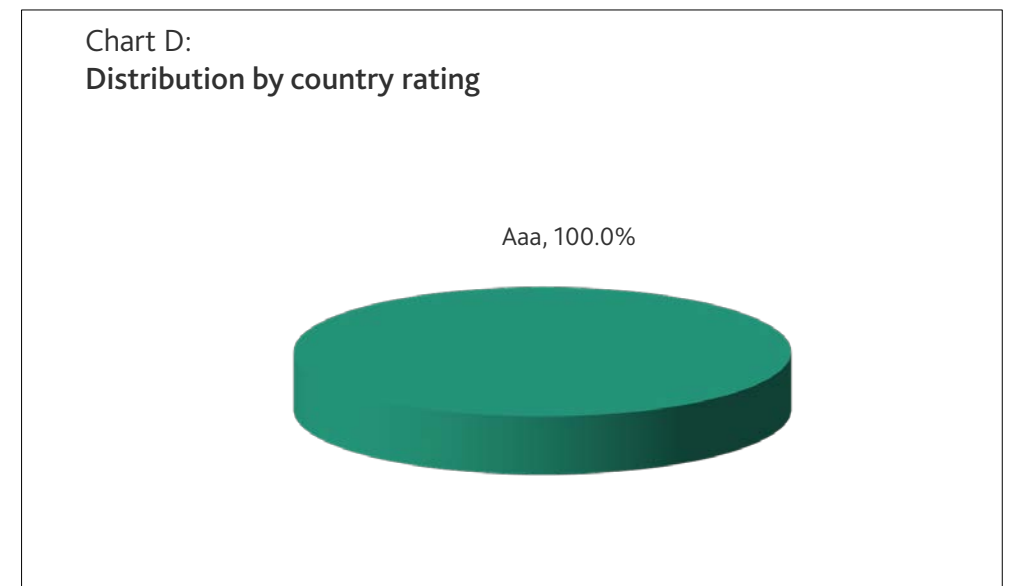

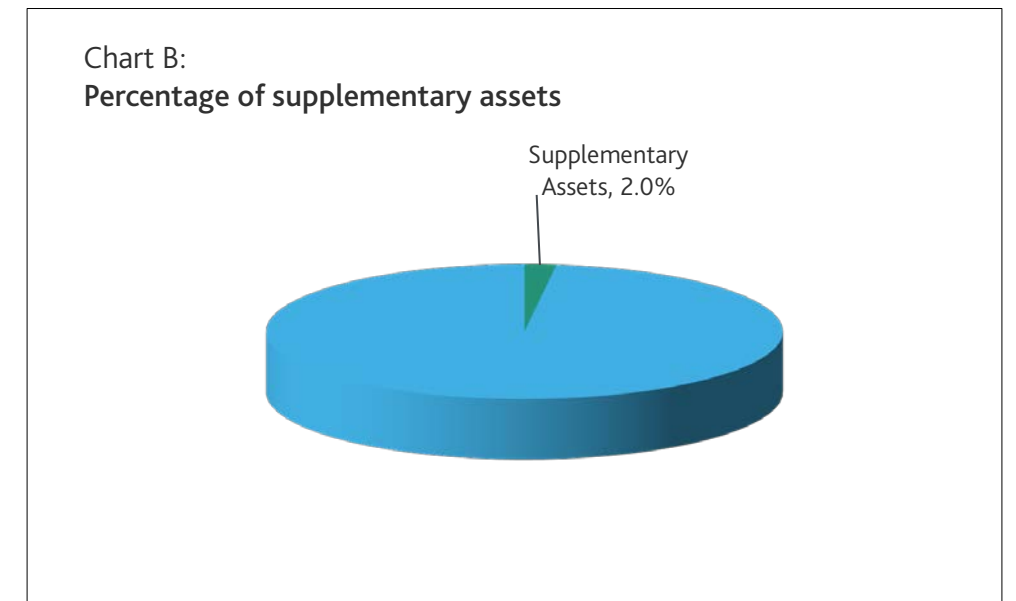
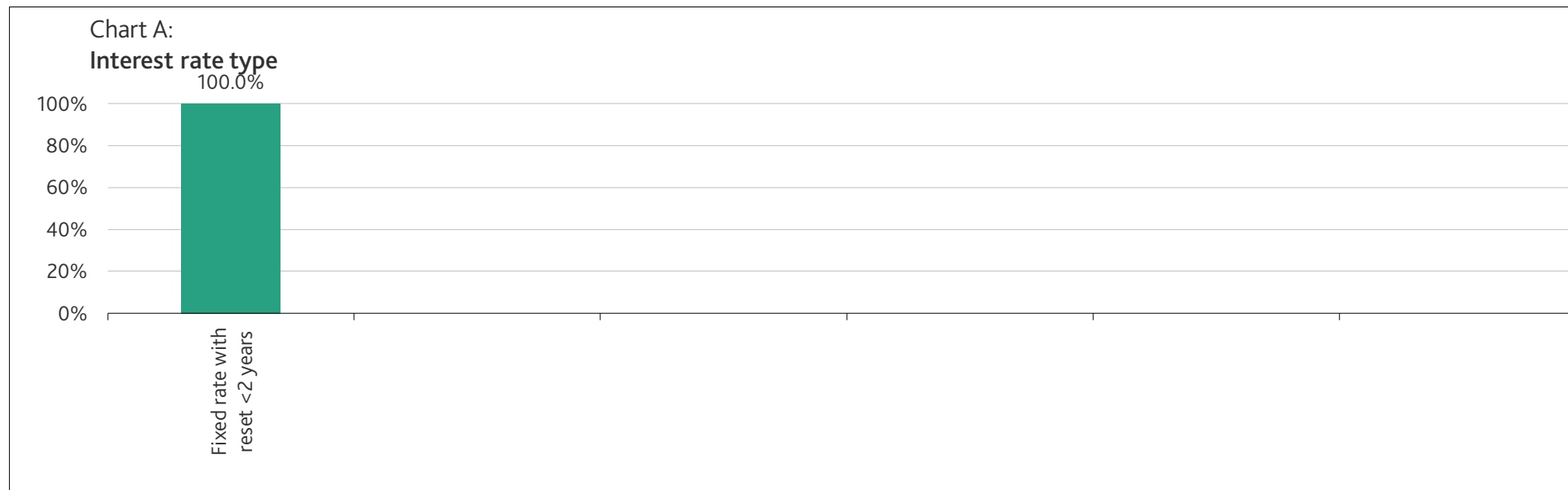
Overview

Asset type:	Supplementary Assets
Asset balance:	471,774,658
WA remaining Term (in months):	1
Number of assets:	71
Number of borrowers:	11
Average assets size:	6,644,713
Average exposure to borrowers:	42,888,605

n/d: information not disclosed by Issuer
 n/a: information not applicable

Specific Loan and Borrower characteristics

Repo eligible assets:	0.0%
Percentage of fixed rate assets:	100.0%
Percentage of bullet assets:	100.0%
Assets in non-domestic currency:	12.9%
Performance	
Assets in arrears (≥ 2months - < 6months):	0.0%
Assets in arrears (≥ 6months - < 12months):	0.0%
Assets in arrears (> 12months):	0.0%
Assets in a enforcement procedure:	0.0%



Appendix 1: Liabilities Information: Last 50 Issuances

ISIN	Series Number	Currency	Outstanding Amount	Issuance Date	Expected Maturity	Legal Final Maturity	Interest Rate Type	Coupon	Principal Payment
XS1127689807	n/d	USD	300,000,000	28/10/2014	28/10/2019	28/10/2019	Fixed rate	1.750%	BULLET
XS1127630231	n/d	USD	300,000,000	28/10/2014	28/10/2020	28/10/2020	Fixed rate	1.875%	BULLET
DE000HLB1JX6	n/d	EUR	10,000,000	02/09/2014	02/09/2024	02/09/2024	Fixed rate	1.200%	BULLET
DE000HLB4J84	n/d	EUR	20,000,000	15/08/2014	28/12/2029	28/12/2029	Fixed rate	0.250%	BULLET
DE000HLB4J76	n/d	EUR	15,000,000	09/07/2014	09/07/2024	09/07/2024	Floating rate	EURIBOR + 4 bps	BULLET
DE000HLB1C84	n/d	EUR	35,000,000	03/07/2014	28/12/2020	28/12/2020	Fixed rate	1.000%	BULLET
DE000HLB4LZ1	n/d	EUR	25,000,000	14/04/2014	14/04/2022	14/04/2022	Floating rate	EURIBOR + 0 bps	BULLET
DE000HLB0AN8	n/d	EUR	70,000,000	14/03/2014	14/03/2024	14/03/2024	Fixed rate	4.345%	BULLET
DE000HLB0AP3	n/d	EUR	20,000,000	14/03/2014	14/03/2025	14/03/2025	Fixed rate	4.355%	BULLET
DE000HLB4JT8	n/d	EUR	5,000,000	05/02/2014	05/02/2024	05/02/2024	Fixed rate	1.730%	BULLET
DE000HLB4JR2	n/d	EUR	10,000,000	28/01/2014	28/01/2022	28/01/2022	Fixed rate	1.750%	BULLET
DE000HLB4JS0	n/d	EUR	10,000,000	28/01/2014	28/08/2020	28/08/2020	Fixed rate	1.500%	BULLET
DE000HLB4JP6	n/d	EUR	10,000,000	24/01/2014	24/01/2024	24/01/2024	Fixed rate	1.700%	BULLET
DE000HLB4JL5	n/d	EUR	10,000,000	22/01/2014	22/01/2024	22/01/2024	Fixed rate	1.760%	BULLET
DE000HLB4JM3	n/d	EUR	115,000,000	22/01/2014	22/01/2024	22/01/2024	Floating rate	EURIBOR + 5 bps	BULLET
DE000HLB4JK7	n/d	EUR	10,000,000	30/10/2013	30/10/2023	30/10/2023	Fixed rate	2.250%	BULLET
DE000HLB4JJ9	n/d	EUR	44,000,000	02/10/2013	02/10/2018	02/10/2018	Fixed rate	1.125%	BULLET
DE000HLB4JH3	n/d	EUR	15,000,000	25/09/2013	25/01/2018	25/01/2018	Fixed rate	1.125%	BULLET
DE000HLB4JG5	n/d	EUR	50,000,000	13/09/2013	13/09/2017	13/09/2017	Fixed rate	1.250%	BULLET
DE000HLB4JF7	n/d	EUR	32,000,000	12/09/2013	12/09/2022	12/09/2022	Fixed rate	2.250%	BULLET
DE000HLB0T22	n/d	EUR	25,500,000	29/08/2013	29/08/2017	29/08/2017	Fixed rate	1.125%	BULLET
DE000HLB0TY5	n/d	EUR	10,000,000	26/08/2013	26/08/2020	26/08/2020	Fixed rate	1.750%	BULLET
DE000HLB0P98	n/d	EUR	200,000,000	08/08/2013	08/08/2023	08/08/2023	Floating rate	EURIBOR + 17 bps	BULLET
DE000HLB0V66	n/d	EUR	25,000,000	25/07/2013	25/07/2023	25/07/2023	Fixed rate	1.720%	BULLET
DE000HLB0P80	n/d	EUR	37,000,000	24/07/2013	24/05/2018	24/05/2018	Fixed rate	1.000%	BULLET
DE000HLB0P64	n/d	EUR	10,000,000	28/06/2013	17/10/2022	17/10/2022	Fixed rate	1.875%	BULLET
DE000HLB0P56	n/d	EUR	20,000,000	26/04/2013	26/04/2028	26/04/2028	Fixed rate	2.000%	BULLET
DE000HLB0P49	n/d	EUR	10,000,000	28/03/2013	28/03/2023	28/03/2023	Fixed rate	1.750%	BULLET
DE000HLB0P31	n/d	EUR	30,000,000	27/03/2013	27/10/2017	27/10/2017	Fixed rate	0.750%	BULLET
DE000HLB0P23	n/d	EUR	19,000,000	12/03/2013	12/03/2020	12/03/2020	Fixed rate	1.250%	BULLET
DE000HLB0P15	n/d	EUR	160,000,000	26/09/2012	26/09/2017	26/09/2017	Floating rate	EURIBOR + 0 bps	BULLET
DE000HLB0P07	n/d	EUR	95,000,000	23/08/2012	23/08/2019	23/08/2019	Floating rate	EURIBOR + 5 bps	BULLET
DE000HLB2CK6	n/d	EUR	50,000,000	18/06/2012	17/06/2022	17/06/2022	Fixed rate	2.000%	BULLET
DE000HLB3E80	n/d	EUR	25,000,000	08/06/2012	08/06/2022	08/06/2022	Floating rate	EURIBOR + 0 bps	BULLET
DE000HLB2CJ8	n/d	EUR	35,000,000	30/05/2012	30/05/2018	30/05/2018	Floating rate	EURIBOR + 6 bps	BULLET
DE000HLB2CF6	n/d	EUR	120,000,000	19/03/2012	18/03/2016	18/03/2016	Floating rate	EURIBOR + 20 bps	BULLET
DE000HLB2CB5	n/d	EUR	10,000,000	05/03/2012	05/03/2019	05/03/2019	Floating rate	EURIBOR + 15 bps	BULLET
DE000WLB44V8	n/d	EUR	5,000,000	23/02/2012	23/02/2016	23/02/2016	Fixed rate	1.530%	BULLET
DE000HLB19K4	n/d	EUR	60,000,000	01/02/2012	01/02/2016	01/02/2016	Floating rate	EURIBOR + 8 bps	BULLET
DE000WLB44U0	n/d	EUR	5,000,000	11/01/2012	11/01/2022	11/01/2022	Fixed rate	2.750%	BULLET
DE000HLB2CM2	n/d	EUR	5,000,000	29/12/2011	29/12/2018	29/12/2018	Fixed rate	0.629%	BULLET
DE000WLB4240	n/d	EUR	5,000,000	02/08/2011	02/08/2021	02/08/2021	Fixed rate	3.625%	BULLET
XS0619232928	n/d	EUR	1,000,000,000	20/04/2011	20/04/2016	20/04/2016	Fixed rate	3.250%	BULLET
DE000HLB3M98	n/d	EUR	63,000,000	22/12/2010	22/12/2015	22/12/2015	Fixed rate	2.625%	BULLET
DE000WLB29J4	n/d	EUR	15,000,000	25/11/2010	25/11/2020	25/11/2020	Fixed rate	3.250%	BULLET
DE000WLB29G0	n/d	EUR	2,500,000	17/09/2010	17/09/2020	17/09/2020	Fixed rate	2.700%	BULLET
DE000HLB3M72	n/d	EUR	18,071,507	20/08/2010	31/08/2016	31/08/2016	Fixed rate	0.000%	BULLET
DE000WLB29F2	n/d	EUR	100,000,000	27/07/2010	01/07/2019	01/07/2019	Fixed rate	3.270%	BULLET
DE000HLB3M56	n/d	EUR	10,500,000	20/07/2010	20/07/2020	20/07/2020	Fixed rate	2.750%	BULLET
XS0503579459	n/d	EUR	1,000,000,000	21/04/2010	21/04/2017	21/04/2017	Fixed rate	2.875%	BULLET

© 2015 Moody's Corporation, Moody's Investors Service, Inc., Moody's Analytics, Inc. and/or their licensors and affiliates (collectively, "MOODY'S"). All rights reserved.

CREDIT RATINGS ISSUED BY MOODY'S INVESTORS SERVICE, INC. AND ITS RATINGS AFFILIATES ("MIS") ARE MOODY'S CURRENT OPINIONS OF THE RELATIVE FUTURE CREDIT RISK OF ENTITIES, CREDIT COMMITMENTS, OR DEBT OR DEBT-LIKE SECURITIES, AND CREDIT RATINGS AND RESEARCH PUBLICATIONS PUBLISHED BY MOODY'S ("MOODY'S PUBLICATIONS") MAY INCLUDE MOODY'S CURRENT OPINIONS OF THE RELATIVE FUTURE CREDIT RISK OF ENTITIES, CREDIT COMMITMENTS, OR DEBT OR DEBT-LIKE SECURITIES. MOODY'S DEFINES CREDIT RISK AS THE RISK THAT AN ENTITY MAY NOT MEET ITS CONTRACTUAL, FINANCIAL OBLIGATIONS AS THEY COME DUE AND ANY ESTIMATED FINANCIAL LOSS IN THE EVENT OF DEFAULT. CREDIT RATINGS DO NOT ADDRESS ANY OTHER RISK, INCLUDING BUT NOT LIMITED TO: LIQUIDITY RISK, MARKET VALUE RISK, OR PRICE VOLATILITY. CREDIT RATINGS AND MOODY'S OPINIONS INCLUDED IN MOODY'S PUBLICATIONS ARE NOT STATEMENTS OF CURRENT OR HISTORICAL FACT. MOODY'S PUBLICATIONS MAY ALSO INCLUDE QUANTITATIVE MODEL-BASED ESTIMATES OF CREDIT RISK AND RELATED OPINIONS OR COMMENTARY PUBLISHED BY MOODY'S ANALYTICS, INC. CREDIT RATINGS AND MOODY'S PUBLICATIONS DO NOT CONSTITUTE OR PROVIDE INVESTMENT OR FINANCIAL ADVICE, AND CREDIT RATINGS AND MOODY'S PUBLICATIONS ARE NOT AND DO NOT PROVIDE RECOMMENDATIONS TO PURCHASE, SELL, OR HOLD PARTICULAR SECURITIES. NEITHER CREDIT RATINGS NOR MOODY'S PUBLICATIONS COMMENT ON THE SUITABILITY OF AN INVESTMENT FOR ANY PARTICULAR INVESTOR. MOODY'S ISSUES ITS CREDIT RATINGS AND PUBLISHES MOODY'S PUBLICATIONS WITH THE EXPECTATION AND UNDERSTANDING THAT EACH INVESTOR WILL, WITH DUE CARE, MAKE ITS OWN STUDY AND EVALUATION OF EACH SECURITY THAT IS UNDER CONSIDERATION FOR PURCHASE, HOLDING, OR SALE.

MOODY'S CREDIT RATINGS AND MOODY'S PUBLICATIONS ARE NOT INTENDED FOR USE BY RETAIL INVESTORS AND IT WOULD BE RECKLESS FOR RETAIL INVESTORS TO CONSIDER MOODY'S CREDIT RATINGS OR MOODY'S PUBLICATIONS IN MAKING ANY INVESTMENT DECISION. IF IN DOUBT YOU SHOULD CONTACT YOUR FINANCIAL OR OTHER PROFESSIONAL ADVISER.

ALL INFORMATION CONTAINED HEREIN IS PROTECTED BY LAW, INCLUDING BUT NOT LIMITED TO, COPYRIGHT LAW, AND NONE OF SUCH INFORMATION MAY BE COPIED OR OTHERWISE REPRODUCED, REPACKAGED, FURTHER TRANSMITTED, TRANSFERRED, DISSEMINATED, REDISTRIBUTED OR RESOLD, OR STORED FOR SUBSEQUENT USE FOR ANY SUCH PURPOSE, IN WHOLE OR IN PART, IN ANY FORM OR MANNER OR BY ANY MEANS WHATSOEVER, BY ANY PERSON WITHOUT MOODY'S PRIOR WRITTEN CONSENT.

All information contained herein is obtained by MOODY'S from sources believed by it to be accurate and reliable. Because of the possibility of human or mechanical error as well as other factors, however, all information contained herein is provided "AS IS" without warranty of any kind. MOODY'S adopts all necessary measures so that the information it uses in assigning a credit rating is of sufficient quality and from sources MOODY'S considers to be reliable including, when appropriate, independent third-party sources. However, MOODY'S is not an auditor and cannot in every instance independently verify or validate information received in the rating process or in preparing the Moody's Publications.

To the extent permitted by law, MOODY'S and its directors, officers, employees, agents, representatives, licensors and suppliers disclaim liability to any person or entity for any indirect, special, consequential, or incidental losses or damages whatsoever arising from or in connection with the information contained herein or the use of or inability to use any such information, even if MOODY'S or any of its directors, officers, employees, agents, representatives, licensors or suppliers is advised in advance of the possibility of such losses or damages, including but not limited to: (a) any loss of present or prospective profits or (b) any loss or damage arising where the relevant financial instrument is not the subject of a particular credit rating assigned by MOODY'S.

To the extent permitted by law, MOODY'S and its directors, officers, employees, agents, representatives, licensors and suppliers disclaim liability for any direct or compensatory losses or damages caused to any person or entity, including but not limited to by any negligence (but excluding fraud, willful misconduct or any other type of liability that, for the avoidance of doubt, by law cannot be excluded) on the part of, or any contingency within or beyond the control of, MOODY'S or any of its directors, officers, employees, agents, representatives, licensors or suppliers, arising from or in connection with the information contained herein or the use of or inability to use any such information.

NO WARRANTY, EXPRESS OR IMPLIED, AS TO THE ACCURACY, TIMELINESS, COMPLETENESS, MERCHANTABILITY OR FITNESS FOR ANY PARTICULAR PURPOSE OF ANY SUCH RATING OR OTHER OPINION OR INFORMATION IS GIVEN OR MADE BY MOODY'S IN ANY FORM OR MANNER WHATSOEVER.

Moody's Investors Service, Inc., a wholly-owned credit rating agency subsidiary of Moody's Corporation ("MCO"), hereby discloses that most issuers of debt securities (including corporate and municipal bonds, debentures, notes and commercial paper) and preferred stock rated by Moody's Investors Service, Inc. have, prior to assignment of any rating, agreed to pay to Moody's Investors Service, Inc. for appraisal and rating services rendered by it fees ranging from \$1,500 to approximately \$2,500,000. MCO and MIS also maintain policies and procedures to address the independence of MIS's ratings and rating processes. Information regarding certain affiliations that may exist between directors of MCO and rated entities, and between entities who hold ratings from MIS and have also publicly reported to the SEC an ownership interest in MCO of more than 5%, is posted annually at www.moody.com under the heading "Investor Relations — Corporate Governance — Director and Shareholder Affiliation Policy."

For Australia only: Any publication into Australia of this document is pursuant to the Australian Financial Services License of MOODY'S affiliate, Moody's Investors Service Pty Limited ABN 61 003 399 657AFSL 336969 and/or Moody's Analytics Australia Pty Ltd ABN 94 105 136 972 AFSL 383569 (as applicable). This document is intended to be provided only to "wholesale clients" within the meaning of section 761G of the Corporations Act 2001. By continuing to access this document from within Australia, you represent to MOODY'S that you are, or are accessing the document as a representative of, a "wholesale client" and that neither you nor the entity you represent will directly or indirectly disseminate this document or its contents to "retail clients" within the meaning of section 761G of the Corporations Act 2001. MOODY'S credit rating is an opinion as to the creditworthiness of a debt obligation of the issuer, not on the equity securities of the issuer or any form of security that is available to retail clients. It would be dangerous for "retail clients" to make any investment decision based on MOODY'S credit rating. If in doubt you should contact your financial or other professional adviser.

For Japan only: Moody's Japan K.K. ("MJJK") is a wholly-owned credit rating agency subsidiary of Moody's Group Japan G.K., which is wholly-owned by Moody's Overseas Holdings Inc., a wholly-owned subsidiary of MCO. Moody's SF Japan K.K. ("MSFJ") is a wholly-owned credit rating agency subsidiary of MJJK. MSFJ is not a Nationally Recognized Statistical Rating Organization ("NRSRO"). Therefore, credit ratings assigned by MSFJ are Non-NRSRO Credit Ratings. Non-NRSRO Credit Ratings are assigned by an entity that is not a NRSRO and, consequently, the rated obligation will not qualify for certain types of treatment under U.S. laws. MJJK and MSFJ are credit rating agencies registered with the Japan Financial Services Agency and their registration numbers are FSA Commissioner (Ratings) No. 2 and 3 respectively.

MJJK or MSFJ (as applicable) hereby disclose that most issuers of debt securities (including corporate and municipal bonds, debentures, notes and commercial paper) and preferred stock rated by MJJK or MSFJ (as applicable) have, prior to assignment of any rating, agreed to pay to MJJK or MSFJ (as applicable) for appraisal and rating services rendered by it fees ranging from JPY200,000 to approximately JPY350,000,000.

MJJK and MSFJ also maintain policies and procedures to address Japanese regulatory requirements.